



### Number of insurers

**6** Insurance companies

Life: ●●  
Non-life: ●●●●

**11** Foreign insurance companies' branches

Life: ●●●●  
Non-life: ●●●●●●●●



### Investment portfolio (Insurance companies)

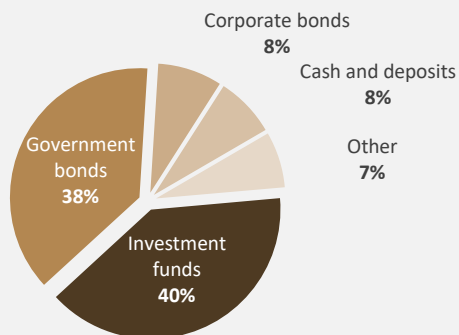
#### Total investments

**€1.4** bln

Compared to Q4 2022

**8.78%** ↑

Change in the investment value



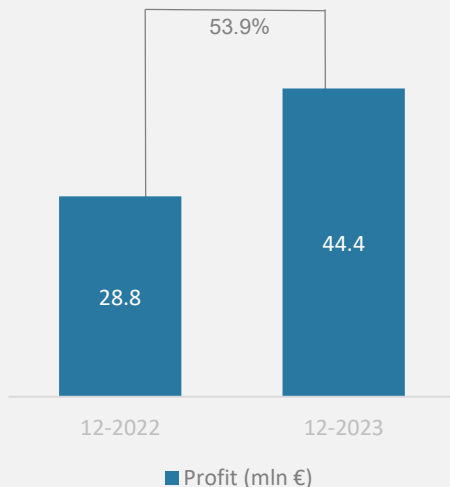
### Solvency and Profitability (Insurance companies)

#### Profit

**€44** mln

Solvency ratio\* **158%**

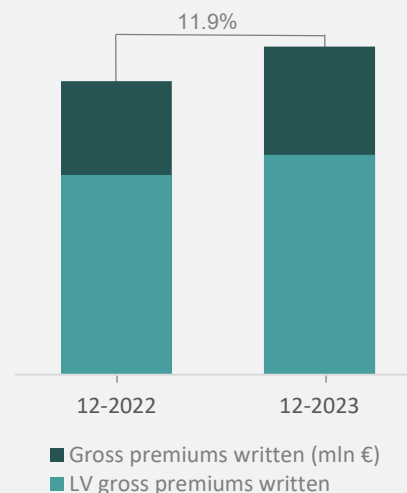
Return on assets (ROA) **3.0%**



### Premiums written (Insurance companies and branches)

#### Gross premiums written (total)

**€1119** mln



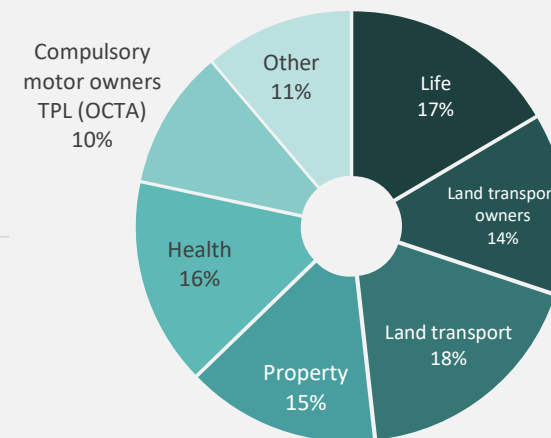
#### LV gross premiums written

**€750** mln

Compared to Q4 2022

**10.2%** ↑

LV gross premiums written



### Claims paid (Insurance companies and branches)

#### Total claims paid

**€711** mln

#### LV claims paid

**€472** mln

Compared to Q4 2022

**8.4%** ↑

LV claims paid

